



24 VDC ALTERNATOR ENGINE DRIVEN POWER PACKAGES

- 24 VDC POWER SOURCE
- SUPPLIES UP TO 70 WATTS POWER
- PERMANENT MAGNET ALTERNATOR — NO ARCING COMPONENTS
- CERTIFIED FOR USE IN CLASS I, DIVISION 2, GROUP D AREAS
- AVAILABLE FOR FLANGE MAGNETO DRIVES OR BELT-DRIVEN
- TWO VERSIONS AVAILABLE

The Altronic 24 VDC alternator/regulator packages provide a reliable, engine-mounted source of DC power for Altronic DC-powered digital ignition systems, other engine accessories and/or control panels.

There are two versions available:



VERSION I— DC POWER FOR IGNITION AND CONTROL

ACCESSORIES: The Version I alternator provides up to 70 watts (3 amps) output at 1,800 RPM. This unit is used with the 581501 regulator and 591100 battery pack assembly. Engines operating in remote areas can now use advanced accessories such as the Altronic DISN or CPU-95 ignition systems, Altronic electronic air/fuel ratio controllers, and other DC-powered accessory devices and instrument panels.

VERSION II — ALTERNATOR-POWERED DIGITAL IGNITION

SYSTEM: The Version II alternator in conjunction with the 581502 regulator is designed to power the Altronic CD1, CPU-90 or DISN ignition system, thus constituting a self-powered, digital ignition system. These combinations operate from low cranking speeds to full operating RPM (see chart on back) with no batteries required.

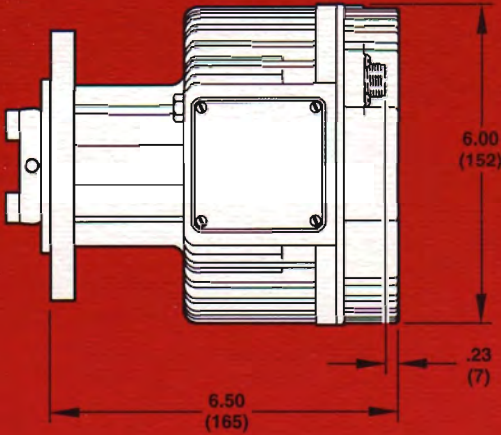
Adaptation to any engine model is provided by coupling and belt-driven models. The coupling-driven models are available with any Altronic III flange assembly for mounting flexibility.



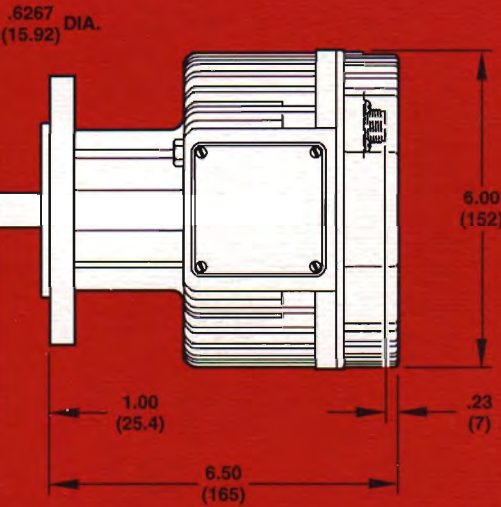
CERTIFIED
CLASS I, DIVISION 2, GROUP D

DIMENSIONS

590110/590111 SERIES



590116/590117 SERIES



TO ORDER

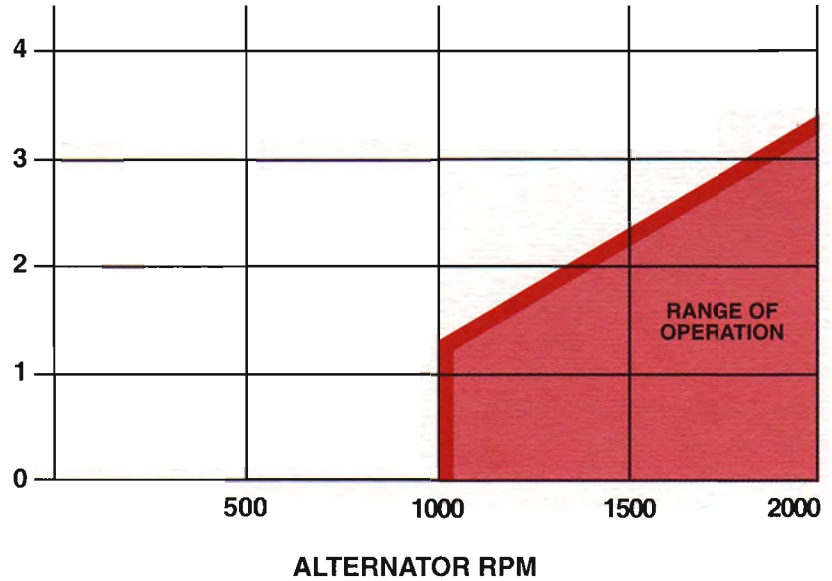
ITEM	VERSION I	VERSION II
ALTERNATOR		
Coupling-driven	590110-A	590111-A
Belt-driven	590116-G	590117-G
REGULATOR	581501	581502
BATTERY PACK	591100	—
CABLE ASSEMBLIES		
Unshielded 48"		593060-1
Unshielded 120"		593060-2
Shielded 180° (x inches)	593022-x (Alt. to J-box)	
Shielded 90° (x inches)	593027-x (Alt. to J-box)	
Shielded 48"		593058-1
Shielded 120"		593058-2

* -A flange mount, vertical SAE
 -D flange mount, horizontal 3" pilot
 -G flange mount, horizontal 2-slot
 -GV flange mount, vertical 2-slot

APPLICATION DATA

VERSION I Powers DC ignition and instrumentation within available output shown below. Battery pack provides power under starting conditions.

Amps @ 24VDC



VERSION II Directly powers Altronic CD1, CPU-90, DISN ignition system per application chart below.

NO. CYLINDERS	CYCLE	MINIMUM ALTERNATOR DRIVE RATIO*	ENGINE RPM	
			MIN.	MAX.
4 or less	2	1:1	60	1,800
8 or less	2	2:1	30	900
10 or less	2	2.5:1	25	750
16 or less	2	3:1	25	600
8 or less	4	1:1	60	1,800
10 or less	4	1.25:1	50	1,500
16 or less	4	1.5:1	50	1,200

* Alternator RPM : Engine RPM. Ratio listed as minimum to achieve proper operation of CPU-90 (-100 model) and DISN ignition.

**altronic[®]
inc.**

712 TRUMBULL AVE. / GIRARD, OHIO 44420
 PHONE: (330) 545-9768 / FAX: (330) 545-9005
 WEB: www.altronicinc.com / E-mail: sales@altronicinc.com